

Choose for Your Instrument



GC Supplies - Thermo Scientific Instrument Quick Pick Guide

- Syringes
- Septa
- Inlet Liners
- O-rings and Sealing Rings
- SilTite® FingerTite Ferrules
- Ferrules

Your chromatography analysis does not end with the selection of the GC column. The combination of components selected for your instrument also make an important contribution to successful separations. SGE brings technology and chromatography expertise to improve your chromatography.

SGE Supplies for Sample Preparation, Sample Introduction, and Separation

SAMPLE INTRODUCTION - Syringes

Our involvement in all areas of chromatography provides us with a unique understanding of your requirements enabling us to optimize syringe design for sample introduction.

All our syringes, both manual and autosampler, incorporate SGE's Diamond Syringe Technology offering significantly improved levels of durability, clarity and accuracy. SGE has a comprehensive range of syringe options including plunger protection, removable or fixed needles, a range of needle gauge and length options as well as needle-tip style alternatives.

SAMPLE INTRODUCTION – GC Inlet Liners

The GC Inlet liner is where the sample is introduced and vaporized into the gaseous phase. The design of the liner is crucial, as is liner deactivation, to ensure reproducible and accurate chromatography.

SEPARATION - GC Connections (ferrules and fittings)

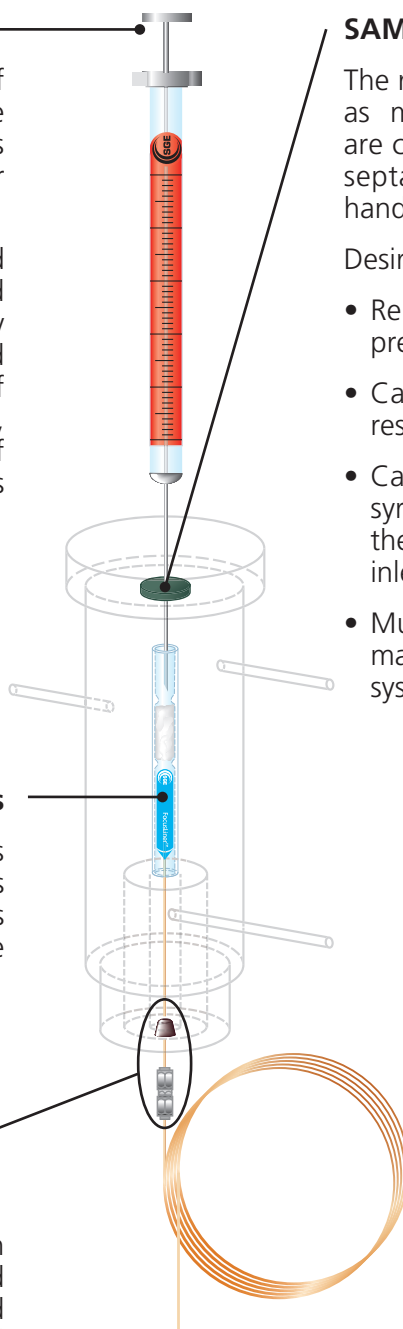
SGE manufactures an array of connection types for GC use. Poorly defined or selected connections can lead to an increase in dead volume, leaks from cycled temperatures and mismatched tubing sizes.

SAMPLE INTRODUCTION - Septa

The role of septa for GC analysis is key as many chromatographic problems are caused as a result of inappropriate septa material or inappropriate handling of the septa.

Desired septa attributes:

- Reliably seal against the carrier gas pressure in the inlet.
- Capable of being pierced and resealed time after time.
- Capable of being pierced by the syringe needle without pieces of the septa being deposited in the GC inlet system.
- Must not contaminate or bleed material into the chromatographic system.

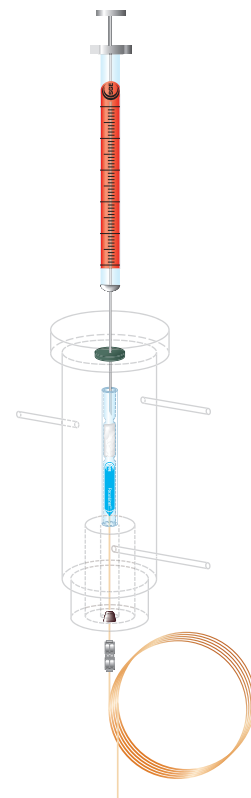


Instrument Quick Pick for Thermo Scientific

Autosampler Syringes for Thermo Scientific / CE Instruments / Fisons

All needles have a cone point style.

AUTOSAMPLER				SYRINGE SPECIFICATIONS							
TriPlus	AS3000	AS2000	AS200/800	Volume	Length (mm)	Gauge (OD mm)	Syringe Code	Plunger Stop	Syringe Part No.	Needle Part No.	Pack Size
Fixed Needle											
•				10 µL	50	23 (0.63)	10F-C/T-GT-5/0.63C	✓	002987	–	–
•		•		10 µL	50	23 (0.63)	10F-BT-GT-5/0.63C		0029871	–	–
•		•		10 µL	80	23 (0.63)	10F-BT-8/0.63C		0029891	–	–
•				10 µL	80	26 (0.47)	10F-C/T-8/0.47C	✓	002992	–	–
•		•		10 µL	80	26 (0.47)	10F-BT-8/0.47C		0029921	–	–
•				10 µL	50	23 (0.63)	10F-C/T-5/0.63C	✓	002981	–	–
•	•	•	•	10 µL	50	23 (0.63)	10F-VA8400/BT-5/0.63C		002951	–	–
•				10 µL	50	26 (0.47)	10F-C/T-5/0.47C	✓	002980	–	–
•	•	•	•	10 µL	50	26 (0.47)	10F-BT-5/0.47C		0029801	–	–
Removable Needle											
•				10 µL	50	26 (0.47)	10R-C/T-5/0.47C	✓	002982	037010	2
•	•	•		10 µL	50	26 (0.47)	10R-BT-GT-0.47C		0029851	037010	2
•				10 µL	50	23 (0.63)	10R-C/T-5/0.63C	✓	002984	037787	2
•	•	•	•	10 µL	50	23 (0.63)	10R-BT-0.63C		0029841	037787	2
•				10 µL	80	26 (0.47)	10R-C/T-8/0.47C	✓	002993	031535	3
•		•	•	10 µL	80	26 (0.47)	10R-BT-8/0.47C		0029931	031535	3



Septa


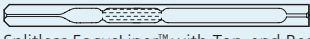
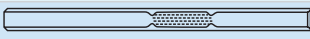


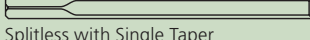
SGE has a number of different septa materials:

- GP = For non-demanding routine applications.
- EC = Combines significantly longer injection life, low bleed and low injection port adhesion.
- MN = Premium septa for autosamplers, up to 400 injection per septum.
- HT = Bleed and temperature optimized, combined with outstanding mechanical properties.








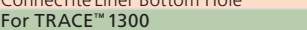
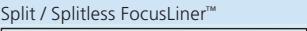
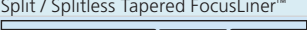





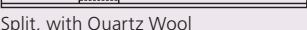
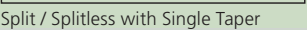
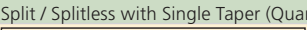

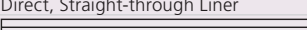




Type	Material	Durability	Resealing	Solvent Resistance	Tear Resistance	Maximum Temperature
GP	Silicone	Good	Good	Excellent	Good	200 °C
EC	High Temperature Silicone	Excellent	Excellent	Excellent	Excellent	400 °C
MN	High Temperature Silicone	Excellent	Excellent	Excellent	Excellent	400 °C
HT	BTO Silicone	Excellent	Excellent	Excellent	Excellent	400 °C

Diameter (mm)	Septum Type	Pack Size	Part No.
For TRACE™ 1300			
11	GP	48	041826
11	EC	24	041902
11	MN	48	041856
11	HT	24	041898
17	EC	24	041903
17	MN	24	0418505
17	HT	24	0418990

Inlet Liners

Description and Geometry Sketch	OD (mm)	ID (mm)	Length (mm)	Pack Size	Part no.
For TRACE™ and Focus™					
 Splitless FocusLiner™ (for use with 70 mm Needle)	8	5	105	5	092045
 Splitless FocusLiner™ with Top-end Restriction (for use with 70 mm Needle)	8	5	105	25	092046 09204625
 Split FocusLiner™ (for use with 50 mm Needle)	8	5	105	5	092048
 Splitless FocusLiner™ (for use with 50 mm Needle)	8	5	105	5	092049
 Splitless with Single Taper	8	3	105	5	092141
 Splitless with Single Taper	8	5	105	5	092144

Inlet Liners Continued

Description and Geometry Sketch	OD (mm)	ID (mm)	Length (mm)	Pack Size	Part no.
 Splitless, Straight-through Liner	8	3	105	5	092147
 SPME Liner	8	0.8	105	5	092148
 Split, Straight-through Liner	8	5	105	5	092150
 TRACE™ 2000 PTV Liner	2.75	1.75	120	5	092142
 Sintered Glass, Large Volume Injection (LVI) Liner	2.75	0.78/1.8	120	5	092155
 ConnectTite Liner Standard	8	5	105	5	092334
 ConnectTite Liner Top Hole	8	5	105	5	092335
 ConnectTite Liner Bottom Hole	8	5	105	5	092336
For TRACE™ 1300					
 Split / Splitless FocusLiner™	6.3	4	78.5	5 25	092002 092219
 Split / Splitless Tapered FocusLiner™	6.3	4	78.5	5 25	092003 092011
 Split / Splitless FAST FocusLiner™	6.3	2.3	78.5	5 25	092005 092008
 Split / Splitless Tapered FAST FocusLiner™	6.3	2.3	78.5	5 25	092111 092115
 ConnectTite Liner Standard	6.3	4	78.5	5	092324
 ConnectTite Liner Top Hole	6.3	4	78.5	5	092325
 ConnectTite Liner Bottom Hole	6.3	4	78.5	5	092326
 Split, Straight-through Liner	6.3	4	78.5	5 25	092007 092222
 Split, with Quartz Wool	6.3	4	78.5	5 25	092001 092220
 Split / Splitless with Single Taper	6.3	4	78.5	5 25	092017 092229
 Split / Splitless with Single Taper (Quartz Wool)	6.3	4	78.5	5 25	092019 092218
 Split / Splitless with Double Taper	6.3	4	78.5	5 25	092018 092230
 Direct, Straight-through Liner	6.3	1.2	78.5	5 25	092016 092224
 Split / Splitless Quartz, Straight-through Liner	6.1	2	78.5	5	092004
 Splitless with Recessed Gooseneck	6.3	2	78.5	5	092013
 Split / Splitless Recessed Gooseneck (Quartz Wool)	6.3	4	78.5	5 25	092010 092223

- Taper / Gooseneck
- FocusLiner™
- Taper Focus
- ConnectTite
- Straight
- Double Taper
- PTV/LVI

O-rings and Sealing Rings

Description	Usage	Pack Size	Part No.
For 8000 & TRACE™ GCs			
Graphite Sealing Ring	8 mm ID. Can be used at temperatures up to 450 °C. Suitable for use with liners 092004 and 09200401.	10	0726004
For TRACE™ 1300			
Viton O-Ring	Can be used at temperatures up to 300 °C. Suitable for liners with OD of 6.3 mm.	10	0726532
Graphite Sealing Ring	Can be used at temperatures up to 450 °C. Suitable for all inlet liners above except 092004 and 09200401.	10	0726005
Graphite Sealing Ring	Can be used at temperatures up to 450 °C. Suitable for use with liners 092004 and 09200401.	10	0726006

SilTite® FingerTite Ferrules



Description	Column ID	Ferrule ID (mm)	Pack Size	Part No.
SilTite FingerTite Thermo Injector/FID Starter Kit	0.1-0.25 mm	0.4	*	073614
SilTite FingerTite Thermo Injector/GC-MS ISQ Starter Kit	0.1-0.25 mm	0.4	*	073615
SilTite FingerTite Thermo Injector/GC-MS Starter Kit	0.1-0.25 mm	0.4	*	073616
SilTite FingerTite Ferrule 0.4 mm	0.1-0.25 mm	0.4	10	073630
SilTite FingerTite Ferrule 0.5 mm	0.32 mm	0.5	10	073631
SilTite FingerTite Ferrule Blanking	-	-	2	073633
SilTite FingerTite Female Nut	-	-	5	073636
For TRACE™ 1300				
SilTite Fingertite INJ / FID Starter Kit			*	073610
SilTite Fingertite Capillary / FID Starter Kit			*	073611
SilTite Fingertite INJ / MS Starter Kit			*	073612
SilTite Fingertite Blanking Ferrule		Replacement Items	2	073633
SilTite Fingertite INJ Base Seal		Replacement Items	2	073640
SilTite Fingertite MS Adaptor			1	0736102
SilTite Fingertite Injector			1	0736104
SilTite Fingertite Starter Kit 0.5			#	0736105

* Each starter kit includes all the parts necessary to convert one GC system (one injector and one detector) to the SilTite FingerTite system suitable for installing 0.1 – 0.25 mm ID capillary columns. In addition there are five SilTite FingerTite nuts, one packet (ten ferrules) of 0.4 mm ID SilTite FingerTite ferrules and a ferrule install tool which allows you to seat the ferrule in the correct position on the capillary column.

0.4 and 0.5 Starter Kits include ten ferrules for either 0.1 - 0.25 mm ID capillary columns (0.4) or 0.32 mm ID capillary columns (0.5) plus five SilTite FingerTite nuts and the ferrule install tool.

Ferrules

Description	Column ID	Ferrule ID	Pack Size	Part No.
15% Graphite / 85% Vespel® Ferrules				
For All Injectors & Detectors (Not for 8000 Series, Focus, TRACE™/Ultra GC)	0.1-0.25 mm	0.4 mm	10	0726549
	0.32 mm	0.5 mm	10	0726557
	0.53 mm	0.8 mm	10	0726548
	1/8" OD Packed Columns	1/8"	10	072669
	1/4" OD Packed Columns	1/4"	10	072667
For All Focus, Trace/Ultra Injectors & Detectors at atmospheric pressure e.g. FID (Not for GC-MS)	0.1-0.25 mm	0.4 mm	10#	072696
	0.32 mm	0.5 mm	10#	072697
	0.53 mm	0.8 mm	10#	072698
Brass Nut for Focus, Trace/Ultra GC Injectors & Non-MS Detectors			2	1034085
For TRACE™ 1300 Injectors & Detectors at atmospheric pressure e.g. FID	0.1-0.25 mm	0.4 mm	10	073109
	0.32 mm	0.5 mm	10	073111
	0.53 mm	0.8 mm	10	073113
	for 1/8" OD Packed Columns	1/8"	10	072669
	for 1/4" OD Packed Columns	1/4"	10	072667
For TRACE™ 1300 GC-MS Interface Connection	0.1-0.25 mm	0.4 mm	10	072663
	0.32 mm	0.5 mm	10	072654
	0.53 mm	0.8 mm	10	072655
100% Graphite Ferrules				
For Injectors & Detectors at atmospheric pressure e.g. FID (Not for GC-MS)	0.1-0.32 mm	0.5 mm	10	072619
	0.45-0.53 mm	0.8 mm	10	072614
	1/8" OD Packed Columns	1/8"	10	072622
	1/4" OD Packed Columns	1/4"	10	072621
For TRACE™ 1300 Injectors & Detectors at atmospheric pressure e.g. FID (Not for GC-MS)	0.1-0.32 mm	0.5 mm	10	072635
	0.45-0.53 mm	0.8 mm	10	072636
	for 1/8" OD Packed Columns	1/8"	10	072602
	for 1/4" OD Packed Columns	1/4"	10	072601
SilTite Metal Ferrules				
For GC-MS Interface Connections (Starter Kit)	0.1-0.25 mm	0.4 mm	10*	073450
	0.32 mm	0.5 mm	10*	073451
	0.53 mm	0.8 mm	10*	073452
For TRACE™ 1300 Split / Splitless Injectors (Starter Kit)	0.1-0.25 mm	0.4 mm	10#	073270
	0.32 mm	0.5 mm	10#	073271
	0.45-0.53 mm	0.8 mm	10#	073272
	1/32"	0.81 mm	10#	073273
Replacement SilTite Metal Ferrules				
For All GC-MS Interface Connections	0.1-0.25 mm	0.4 mm	10	073330
	0.32 mm	0.5 mm	10	073331
	0.53 mm	0.8 mm	10	073332
	1/32"	0.81 mm	10	073333
For All TRACE™ 1300 Connections	0.1-0.25 mm	0.4 mm	10	073220
	0.32 mm	0.5 mm	10	073221
	0.53 mm	0.8 mm	10	073222
	1/32"	0.81 mm	10	073219
Replacement SilTite Nuts				
SilTite Metal Nuts	-	-	5	073230
For TRACE™ 1300 GC-MS Interface Connection	-	-	5	073224
For TRACE™ 1300 Split / Splitless Injector	-	-	5	073226
Replacement SilTite Base Seals				
For TRACE™ 1300 Split / Splitless Injector	-	-	2	073400
	-	-	10	073401

* Includes 10 ferrules, 2 SilTite nuts.

To be used in combination with brass nut (Part No. 1034085)

SGE's involvement in gas chromatography includes the support we give to our customers.

Technical Support

Contact us at techsupport@sge.com for technical support information.

Our Website

www.sge.com is a detailed source for information on chromatography, applications and SGE products. It also profiles the latest posters and materials developed by our technical experts based around the world.

SGE Product Selection Guide

Our product selection guide can be accessed at www.sge.com/selectionguide

AUSTRALIA AND PACIFIC REGION

SGE Analytical Science Pty Ltd
Toll Free: 1800 800 167
Tel: +61 (0) 3 9837 4200
Fax: +61 (0) 3 9874 5672
Email: support@sge.com

JAPAN

SGE Japan Inc
Tel: +81 (0) 45 222 2885
Fax: +81 (0) 45 222 2887
Email: japan@sge.com

EUROPE

SGE Europe Ltd
Tel: +44 (0) 1908 568 844
Fax: +44 (0) 1908 566 790
Tel France: +33 (0) 1 69 29 80 90
Tel Germany: +49 (0) 6155 / 60746 0
Email: europe@sge.com

UNITED STATES OF AMERICA

SGE Inc
Toll Free: 800 945 6154
Tel: 512 837 7190
Fax: 512 836 9159
Email: usa@sge.com

