

Choose for Your Instrument



GC Supplies - Agilent Instrument Quick Pick Guide

- Syringes
- Septa
- Inlet Liners
- O-rings and Sealing Rings
- SilTite® FingerTite Ferrules
- Ferrules

Your chromatography analysis does not end with the selection of the GC column. The combination of components selected for your instrument also make an important contribution to successful separations. SGE brings technology and chromatography expertise to improve your chromatography.

SGE Supplies for Sample Preparation, Sample Introduction, and Separation

SAMPLE INTRODUCTION - Syringes

Our involvement in all areas of chromatography provides us with a unique understanding of your requirements enabling us to optimize syringe design for sample introduction.

All our syringes, both manual and autosampler, incorporate SGE's Diamond Syringe Technology offering significantly improved levels of durability, clarity and accuracy. SGE has a comprehensive range of syringe options including plunger protection, removable or fixed needles, a range of needle gauge and length options as well as needle-tip style alternatives.

SAMPLE INTRODUCTION – GC Inlet Liners

The GC Inlet liner is where the sample is introduced and vaporized into the gaseous phase. The design of the liner is crucial, as is liner deactivation, to ensure reproducible and accurate chromatography.

SEPARATION - GC Connections (ferrules and fittings)

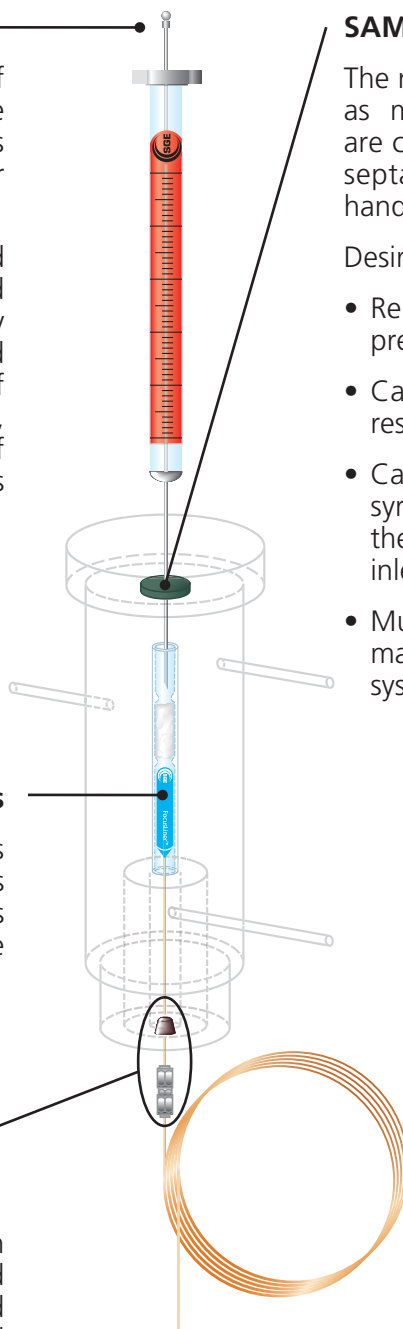
SGE manufactures an array of connection types for GC use. Poorly defined or selected connections can lead to an increase in dead volume, leaks from cycled temperatures and mismatched tubing sizes.

SAMPLE INTRODUCTION - Septa

The role of septa for GC analysis is key as many chromatographic problems are caused as a result of inappropriate septa material or inappropriate handling of the septa.

Desired septa attributes:

- Reliably seal against the carrier gas pressure in the inlet.
- Capable of being pierced and resealed time after time.
- Capable of being pierced by the syringe needle without pieces of the septa being deposited in the GC inlet system.
- Must not contaminate or bleed material into the chromatographic system.



Instrument Quick Pick for Agilent Technologies

Autosampler Syringes

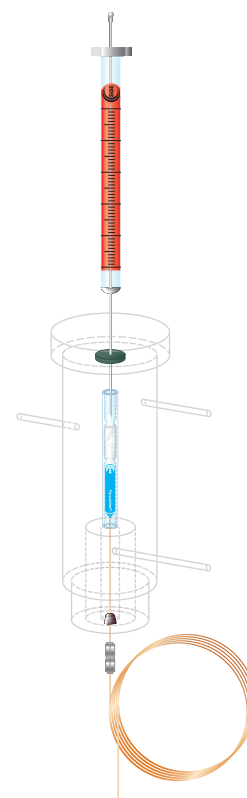
All needles are 42 mm long with a cone point.

Agilent 7673, 7683, 7693A & 6850 ALS

Volume	Needle Gauge (OD mm)	Syringe Code	Syringe Part No.	Pack Size	Spare Needle Part No.	Pack Size	Spare Plunger Part No.	Pack Size
Fixed Tapered Needle								
5 µL	23-26s (0.63/0.47)	5F-AG-0.63/0.47C	001821	1	–	–	–	–
10 µL	23-26s (0.63/0.47)	10F-AG-0.63/0.47C	002821	1	–	–	–	–
10 µL Gas Tight	23-26s (0.63/0.47)	10F-AG-GT-0.63/0.47C	002826	1	–	–	031808	2
Fixed Straight Needle								
5 µL	26 (0.47)	5F-AG-0.47C	001800	1	–	–	–	–
5 µL(M)	23 (0.63)	5F-AG-0.63C	001810	1	–	–	–	–
10 µL	26 (0.47)	10F-AG-0.47C	002800	1	–	–	–	–
10 µL(M)	23 (0.63)	10F-AG-0.63C	002810	1	–	–	–	–
10 µL(M) Gas Tight	23 (0.63)	10F-AG-GT-0.63C	002812	1	–	–	031808	2
Removable Tapered Needle								
0.5 µL	23-26s (0.63/0.47)	0.5BR-AG-0.63/0.47C	000415	1	033730	1*	–	–
10 µL Gas Tight	23-26s (0.63/0.47)	10R-AG-GT-0.63/0.47C	002829	1	037730	2	031809	2
Removable Straight Needle								
0.5 µL	26 (0.47)	0.5BR-AG-0.47C	000400	1	033708	1*	–	–
0.5 µL (M)	23 (0.63)	0.5BR-AG-0.63C	000410	1	033715	1*	–	–
1 µL	23 (0.63)	1BR-AG-0.63C	000610	1	034715	1*	–	–
10 µL	26 (0.47)	10R-AG-0.47C	002805	1	037715	2	–	–
10 µL (M)	23 (0.63)	10R-AG-0.63C	002815	1	037717	2	–	–

(M) Suitable for use with the Merlin Microseal™ Injector.

* Denotes Spare Needle and Plunger kit.



Septa

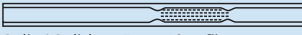
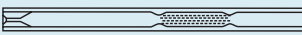
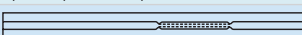





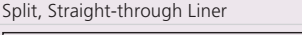
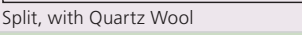
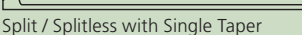
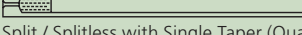




SGE has a number of different septa materials:

- GP = For non-demanding routine applications.
- EC = Combines significantly longer injection life, low bleed and low injection port adhesion.
- MN = Premium septa for autosamplers, up to 400 injection per septum.
- HT = Bleed and temperature optimized, combined with outstanding mechanical properties.

Type	Material	Durability	Resealing	Solvent Resistance	Tear Resistance	Maximum Temperature
GP	Silicone	Good	Good	Excellent	Good	200 °C
EC	High Temperature Silicone	Excellent	Excellent	Excellent	Excellent	400 °C
MN	High Temperature Silicone	Excellent	Excellent	Excellent	Excellent	400 °C
HT	BTO Silicone	Excellent	Excellent	Excellent	Excellent	400 °C

Diameter (mm)	Material	Pack Size	Part No.
For Agilent 7620, 5790, 5880, 5890			
5	GP	50	041820
5	MN	50	041850
For Agilent 5700, 5800, 5900			
9.5	GP	50	0418240
9.5	EC	25	041901
9.5	HT	50	041897
For Agilent 7890, 6890, 5890, 5880, 4890, 6850			
11	GP	50	041826
11	EC	25	041902
11	MN	50	041856
11	HT	25	041898
For Agilent 5750, 710, 720, 810, 7610			
12.5	GP	48	041828
12.5	HT	24	0418992
12.5	EC	24	041906

Inlet Liners

Description and Geometry Sketch	OD (mm)	ID (mm)	Length (mm)	Pack Size	Part No.
For Agilent 5890, 6850, 6890, 7890 and HP4890					
 Split / Splitless FocusLiner™	6.3	4	78.5	5	092002
				25	092219
 Split / Splitless Tapered FocusLiner™	6.3	4	78.5	5	092003
				25	092011
 Split / Splitless FAST FocusLiner™	6.3	2.3	78.5	5	092005
				25	092008
 Split / Splitless Tapered FAST FocusLiner™	6.3	2.3	78.5	5	092111
				25	092115
 ConnectTite Liner Standard	6.3	4	78.5	5	092324
 ConnectTite Liner Top Hole	6.3	4	78.5	5	092325
 ConnectTite Liner Bottom Hole	6.3	4	78.5	5	092326
 Split, Straight-through Liner	6.3	4	78.5	5	092007
				25	092222
 Split, with Quartz Wool	6.3	4	78.5	5	092001
				25	092220
 Split / Splitless with Single Taper	6.3	4	78.5	5	092017
				25	092229
 Split / Splitless with Single Taper (Quartz Wool)	6.3	4	78.5	5	092019
				25	092218
 Split / Splitless with Double Taper	6.3	4	78.5	5	092018
				25	092230
 Direct, Straight-through Liner	6.3	1.2	78.5	5	092016
				25	092224
 Split / Splitless Quartz, Straight-through Liner	6.1	2	78.5	5	092004
 Splitless with Recessed Gooseneck	6.3	2	78.5	5	092013
 Split / Splitless Recessed Gooseneck (Quartz Wool)	6.3	4	78.5	5	092010
				25	092223

- Taper / Gooseneck
- FocusLiner™
- Taper Focus
- ConnectTite
- Straight
- Double Taper
- PTV/LVI

O-rings and Sealing Rings

Description	Usage	Pack Size	Part No.
Viton O-ring	Can be used at temperatures up to 300 °C. Suitable for liners with OD of 6.3 mm.	10	0726532
Graphite Sealing Ring	Can be used at temperatures up to 450 °C. Suitable for all inlet liners above except 092004 and 09200401.	10	0726005
Graphite Sealing Ring	Can be used at temperatures up to 450 °C. Suitable for use with liners 092004 and 09200401.	10	0726006

SilTite® FingerTite Ferrules

Description		Pack Size	Part No.
SilTite FingerTite Agilent INJ / FID Starter Kit		*	073610
SilTite FingerTite Agilent INJ / MS Starter Kit		*	073612
SilTite FingerTite Ferrule 0.4 mm	Replacement Items	10	073630
SilTite FingerTite Ferrule 0.5 mm	Replacement Items	10	073631
SilTite FingerTite Blanking Ferrule	Replacement Items	2	073633
SilTite FingerTite Female Nut	Replacement Items	5	073636
SilTite FingerTite Agilent INJ Base Seal	Replacement Items	2	073640
SilTite FingerTite Starter Kit 0.4		#	0736100
SilTite FingerTite Agilent Capillary Adaptor		1	0736101
SilTite FingerTite Agilent MS Adaptor		1	0736102
SilTite FingerTite Agilent FID Detector		1	0736103
SilTite FingerTite Agilent Injector		1	0736104
SilTite FingerTite Starter Kit 0.5		#	0736105



* Each starter kit includes all the parts necessary to convert one GC system (one injector and one detector) to the SilTite FingerTite system suitable for installing 0.1 – 0.25 mm ID capillary columns. In addition there are five SilTite FingerTite nuts, one packet (ten ferrules) of 0.4 mm ID SilTite FingerTite ferrules and a ferrule install tool which allows you to seat the ferrule in the correct position on the capillary column.

0.4 and 0.5 Starter Kits include ten ferrules for either 0.1 - 0.25 mm ID capillary columns (0.4) or 0.32 mm ID capillary columns (0.5) plus five SilTite FingerTite nuts and the ferrule install tool.

Ferrules

Instrument	Column ID	Ferrule ID	Pack Size	Part No.
15% Graphite / 85% Vespel® Ferrules				
For Injectors & Detectors at atmospheric pressure e.g. FID	0.1-0.25 mm	0.4 mm	10	073109
	0.32 mm	0.5 mm	10	073111
	0.53 mm	0.8 mm	10	073113
	for 1/8" OD Packed Columns	1/8"	10	072669
	for 1/4" OD Packed Columns	1/4"	10	072667
For GC-MS Interface Connection	0.1-0.25 mm	0.4 mm	10	072663
	0.32 mm	0.5 mm	10	072654
	0.53 mm	0.8 mm	10	072655
100% Graphite Ferrules				
Injectors & Detectors at atmospheric pressure e.g. FID (Not for GC-MS)	0.1-0.32 mm	0.5 mm	10	072635
	0.45-0.53 mm	0.8 mm	10	072636
	for 1/8" OD Packed Columns	1/8"	10	072602
	for 1/4" OD Packed Columns	1/4"	10	072601
SilTite Metal Ferrules				
For GC-MS Interface Connection (Starter Kit)	0.1-0.25 mm	0.4 mm	10*	073200
	0.32 mm	0.5 mm	10*	073201
	0.53 mm	0.8 mm	10*	073202
For Split / Splitless Injectors (Starter Kit)	0.1-0.25 mm	0.4 mm	10#	073270
	0.32 mm	0.5 mm	10#	073271
	0.45-0.53 mm	0.8 mm	10#	073272
	1/32"	0.81 mm	10#	073273
Replacement SilTite Metal Ferrules				
For All Connections	0.1-0.25 mm	0.4 mm	10	073220
	0.32 mm	0.5 mm	10	073221
	0.53 mm	0.8 mm	10	073222
	1/32"	0.81 mm	10	073219
Replacement SilTite Nuts				
For GC-MS Interface Connection	–	–	5	073224
For Split / Splitless Injector	–	–	5	073226
Replacement SilTite Base Seals				
For Split / Splitless Injector	–	–	2	073400
	–	–	10	073401

* Includes ten ferrules, two SilTite nuts.

Includes ten ferrules, two SilTite nuts and two SilTite Inlet Base Seals.

SGE's involvement in gas chromatography includes the support we give to our customers.

Technical Support

Contact us at techsupport@sge.com for technical support information.

Our Website

www.sge.com is a detailed source for information on chromatography, applications and SGE products. It also profiles the latest posters and materials developed by our technical experts based around the world.

SGE Product Selection Guide

Our product selection guide can be accessed at www.sge.com/selectionguide

AUSTRALIA AND PACIFIC REGION

SGE Analytical Science Pty Ltd
Toll Free: 1800 800 167
Tel: +61 (0) 3 9837 4200
Fax: +61 (0) 3 9874 5672
Email: support@sge.com

JAPAN

SGE Japan Inc
Tel: +81 (0) 45 222 2885
Fax: +81 (0) 45 222 2887
Email: japan@sge.com

EUROPE

SGE Europe Ltd
Tel: +44 (0) 1908 568 844
Fax: +44 (0) 1908 566 790
Tel France: +33 (0) 1 69 29 80 90
Tel Germany: +49 (0) 6155 / 60746 0
Email: europe@sge.com

UNITED STATES OF AMERICA

SGE Inc
Toll Free: 800 945 6154
Tel: 512 837 7190
Fax: 512 836 9159
Email: usa@sge.com

